

Effect of Manual Acupuncture and Qi Gong on Stress in Fibromyalgia Patients with Fibromyalgia, Case Series

Oralia Lizbeth Carbajal Cedillo, Karla Belem Nava Castro, Laura Lizbeth Torres Domínguez, Yadhira Martínez García

Departamento de Acupuntura Humana Rehabilitatoria, University Estatal del Valle de Toluca, Estado de México, México

Email address:

oraliacarbal.olcc@gmail.com (Oralia Lizbeth Carbajal Cedillo), knavacastro@gmail.com (Karla Belem Nava Castro), laura-beth02@hotmail.com (Laura Lizbeth Torres Domínguez), yadhira43_@hotmail.com (Yadhira Martínez García)

To cite this article:

Oralia Lizbeth Carbajal Cedillo, Karla Belem Nava Castro, Laura Lizbeth Torres Domínguez, Yadhira Martínez García. Effect of Manual Acupuncture and Qi Gong on Stress in Fibromyalgia Patients with Fibromyalgia, Case Series. *International Journal of Chinese Medicine*. Vol. 7, No. 1, 2023, pp. 10-18. doi: 10.11648/j.ijcm.20230701.12

Received: October 18, 2023; **Accepted:** November 10, 2023; **Published:** November 21, 2023

Abstract: Fibromyalgia is a pathology characterised by chronic widespread pain, predominantly musculoskeletal, being the second most prevalent cause of chronic pain; at the same time, people who suffer from it tend to have greater difficulty in adapting to their environment and traumatic events, and may even have a permanent inability to perform basic activities of daily living, resulting in a greater negative response that is reflected in increased levels of stress. According to epidemiological statistics in Mexico, fibromyalgia is positioned as a high impact public health problem. The present descriptive, experimental, longitudinal and case series design study with a sample of 3 patients, in which the effect of manual acupuncture and Qi Gong on stress in fibromyalgia patients is analysed reflects a decrease in the impact of fibromyalgia assessed by Fibromyalgia Impact Questionnaire (FIQ), decrease in the levels of C-reactive protein (CRP) in respect of The Spanish version of the Cohen Perceived Stress Scale adapted to Mexico shows a decrease in perceived stress levels. Thus, the application of the items Neiguan PC6, Yanglingquan VB34 and Xingjian H2, in a bilateral way for 20 minutes and the incorporation of the practice of the series Ba Duan Jin series of Qi Gong for 30 minutes, during 10 sessions, favour a greater adaptability to stress, improving the quality of life.

Keywords: Fibromyalgia, Stress, Inflammation, Acupuncture, Qi Gong

1. Introduction

Fibromyalgia is a chronic disease without specific treatment, unknown cause with genetic and environmental factors [42], therefore, its diagnosis does not have any study or medical test, due to the uncertain physiopathology that generates alterations or very general physical-biochemical markers [21], presenting a clinical profile with: skeletal muscle pain, cognitive disorders, psychiatric symptoms, headaches, paresthesia, asthenia, sleep disorders, and digestive disorders [2, 9, 20].

The word fibromyalgia comes from the Latin "fibra" (fibrous tissue), from the Greek "mío" (muscles) and from the Greek "algia" (pain); which means: pain in the muscles and fibrous tissue. It is a syndrome characterised by chronic generalised pain, predominantly musculoskeletal being the second most prevalent cause of chronic pain [20, 52].

Because the cause of fibromyalgia is not defined, it is still considered multifactorial, which includes a number of genetic and epigenetic factors. The risk of suffering from fibromyalgia is modulated by multiple causes, among which the following can be highlighted: being a woman, family problems and stress [19, 44, 47].

Its diagnostic evaluation is based on dismissing other pathologies that could explain all the subjective symptoms. As a result, when no disease is confirmed and the generalised pain has been continuous for at least 3 months, leaning towards a diagnosis of fibromyalgia [14, 22, 42]. One of the bases for clinical diagnosis are the criteria of the American College of Rheumatology (ACR) in its 2016 update, which states that patients have generalised pain with central predominance in which painful points are pressed, with a minimum of 11 to 18 painful points being hypersensitive resulting in the hypersensitive pain points, resulting in the severity of the diagnosis [3]. Fibromyalgia is an idiopathic multifaceted

pathology which involves mechanisms of autoimmunity and neuroinflammation, which generate inflammatory periods being favourable to an autoimmune component [10].

Ninety percent of people suffering from this disease suffer from generalised fatigue, 70-80% from sleep disorders and up to 25% from anxiety and depression, the exacerbating factor of all the symptoms is stress, which in turn generates inflammation and this limits the arches of mobility [5]. Fibromyalgia is estimated to affect 2-8% of the general population, with a higher prevalence in women, affecting 1 man for every 9 women, affecting the population between 25 and 50 years old, although the disease can manifest itself at any age, even in childhood [25].

In Mexico, there is a lack of a current epidemiological study that can inform us of the number of people suffering from fibromyalgia, but a study carried out by Guzmán-Silahua S and Cols (2018) mentions that at least 5% of the people attended in primary care services have chronic pain, making it the second most common disease causing chronic pain [18, 20, 34, 52]. The World Health Organisation (WHO) recognises fibromyalgia as a clinical disease and integrates it into the International Classification of Diseases (ICD) and Related Health Problems (ICD), and it is currently included in the classification of pain as: CIE11 MG30.01 Chronic Widespread Pain [7-8, 23, 43].

As a consequence that Fibromyalgia has no cure, the most successful treatment is multidisciplinary, with the aim of mitigating pain, improving sleep quality and restoring mental and physical health, while keeping a good quality of life [20, 33]. The pharmacological treatment consists of: antidepressants, serotonin and norepinephrine inhibitors, neuroleptics, anticonvulsants; and non-pharmacological treatment consists of: psychological therapy, mindfulness, physiotherapy, exercise, acupuncture, among others [15-17, 20, 21, 28, 52].

Acupuncture is currently recognised as part of complementary medicine and its purpose of treatment is to restore the body's energy flow, maintaining longevity and vitality in general, being widely used for the treatment of pain, stress, anxiety and depression; symptoms that patients with fibromyalgia present and that can lead to a great deal of disability related to emotional, affective and psychosocial factors [37, 40, 41].

Within the mechanisms of action of acupuncture, there is scientific evidence which proves that its application is ideal for the reduction of pain, producing a segmental modulation effect in the painful pathway, which benefits the processes of central and peripheral sensitisation caused by chronic pain, as well as regulating the immune system and intervening in the inflammatory response [35].

Evidence from various systematic reviews presumes that Qi Gong may be useful in the management of patients with fibromyalgia, as it has shown significant improvements in aspects such as decreased pain, reduced distress, improved psychological health, mood, emotions, increased quality of sleep and quality of life, with a more optimal development in their activities and even with the activities and even with a

considerable decrease in the intake of drugs. The potential benefit of Qi Gong practice will depend on the frequency of its execution, as well as its durability, so it is necessary to analyse the long-term effects of Qi Gong in more detail [2, 6, 31, 27].

This pathology greatly affects the quality of life of those who suffer from it and although it does not cause the same effects in all people, it becomes a chronic pathology that prevents them from carrying out basic activities; it currently demands great attention in first level consultations and in rheumatology, generating a great impact, being controlled by drugs and complementary therapies [11, 36].

2. Background

Fibromyalgia is a chronic disease of unknown and multifactorial aetiology, that is why treatment is multidimensional and why different areas of health have been interested in conducting research for better clinical interventions, such as acupuncture, which is widely used for the treatment of pain, stress, anxiety and depression; symptoms presented by fibromyalgia patients [12, 38].

Marco Di Carlo, Giacomo Beci and Fausto Salaf conducted a research at the Università Politecnica Delle Marche, where they treated 102 patients with fibromyalgia during eight sessions of manual acupuncture in an eight-week period, obtaining favourable results and demonstrating the efficacy of acupuncture for the treatment of this disease, obtaining a significant reduction in somatic symptoms, neuropathic features, as well as a reduction in the number of sensitive points [13].

Antonio Valera, César Fernández, Marcos José Navarro and Gustavo Plaza in their research titled "Efficacy of dry needling and acupuncture in patients with fibromyalgia", whose purpose was to investigate the efficacy of dry needling in relation to pain, with a short and long term effect, by systematically investigating 25 randomised controlled trials and studies, in which dry needling was found to have more favourable short-term pain outcomes compared to general acupuncture which has a greater effect in the long term [50].

Alcántara Montero, A., and Sánchez Carnerero, C. I. describe a compilation of various systemic reviews in which they found that Qi Gong can be useful in the management of patients with fibromyalgia, as it has shown significant improvements in aspects such as decreased pain, state of distress, improved psychological health, mood, emotions, increased quality of sleep and quality of life, with more optimal development of their activities and even a considerable decrease in the intake of drugs [2].

Jiao, J., Russell, I. J., Wang, W., Wang, J., Yayun, Z., and Jiang, Q., conducted a study of 62 patients previously diagnosed with fibromyalgia, where they performed Qi Gong exercises of the Ba Duan Jin series for one hour, 2 times a week for 12 weeks, measuring the results using the Visual Analogue Scale for Pain (VAS), the Fibromyalgia Impact Questionnaire (FIC), the Multidimensional Assessment of Fatigue (MAF), the Pittsburgh Sleep Quality Index (PSQI), the Beck Depression Inventory (BDI), the Perceived Stress Scale (PSS) and the Tender Point Count (TPC); applied at the

beginning, and after sessions 4, 8 and 12; where the results showed a significant improvement in the decrease of pain, decrease of fatigue resulting in a better mood, more energy, better quality of life, better quality of sleep, decrease of tender points; which suggests that the application of Qi Gong in patients with fibromyalgia as a non-pharmacological treatment is favourable [26].

Sarmento, C., Moon, S., Pfeifer, T., Smirnova, I. V., Colgrove, Y., Lai, S. M., and Liu, W. conducted a study entitled "Therapeutic efficacy of Qi Gong exercise on the main symptoms of fibromyalgia", where there was an experimental group of 20 participants practising Qi Gong and a control group of 20 participants practising only light body movements; performed twice a day independently and once a week as a group; significant results are reflected in terms of decreased pain, fatigue, depression, anxiety and sleep quality compared to the control group [46].

Yeung, A., Quan, X., Boyden, S., & Wang, H. they produced "A Systematic Review and Meta-Analysis of Mindfulness-Based Exercise (Ba Duan Jin) for the relief of musculoskeletal pain and improve the quality of sleep in people with chronic diseases". The study concluded by suggesting that Ba Duan Jin exercises can be an effective option with minimum cost for chronically ill people, helping to reduce musculoskeletal pain and improve the quality of sleep [55].

Derived from the results demonstrating the efficacy of acupuncture and Qi gong practice as independent treatments in the management of fibromyalgia, the present study aims to evaluate the effect of manual acupuncture and Qi gong exercises on the stress associated with Fibromyalgia, giving an integrative and complementary approach to the management of the pathology, in order to reduce stress, inflammation and improve the quality of life of people suffering from this disease; that is the reason for an integral treatment protocol was established based on the application of the Neiguan PC6, Yanglingquan VB34 and Xingjian H2 points bilaterally for 20 minutes, and the incorporation of the practice of the Ba Duan Jin series of Qi Gong for 30 minutes over 10 sessions, in accordance with the literature of Traditional Chinese Medicine.

The research question is: What is the effect of Manual Acupuncture and Qi Gong on stress as a triggering factor in fibromyalgia crises? and having as a hypothesis that the application of the aforementioned treatment will generate a

decrease in inflammation as assessed by the study of C-reactive protein, as well as a decrease in inflammation, by means of the Perceived Stress Scale (PSS) and the items in the Fibromyalgia Impact Questionnaire (FIQ).

3. Methodology


A descriptive, longitudinal and prospective case series study was carried out, in which 3 female patients were included, within a range from 45 to 55 years old, with a clinical diagnosis of fibromyalgia of more than 6 months of evolution, presenting a clinical summary issued by their family doctor, who were selected by convenience according to the inclusion criteria for the research, being active at work and in their families, as well as belonging to the region close to the University Integral Clinic (CIU) of the State University of Toluca Valley, location of the project development.

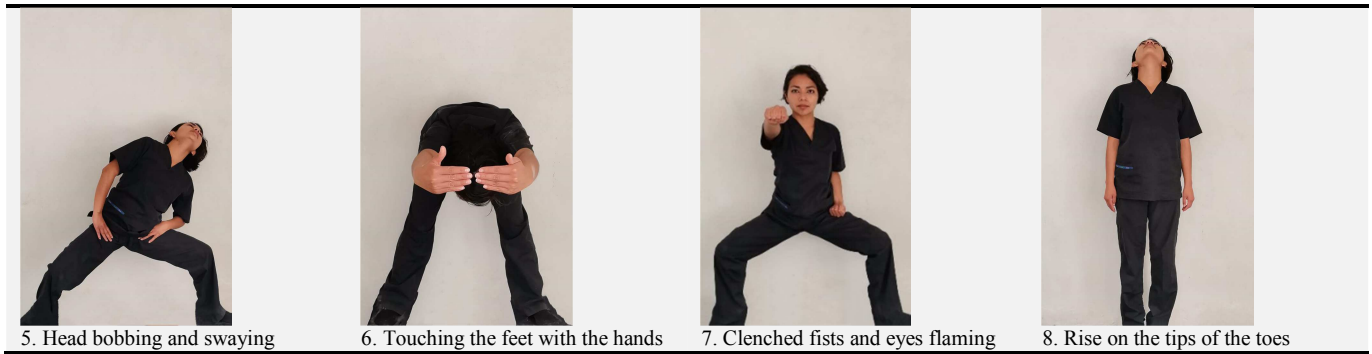
To start with the therapeutic plan, the treatment procedure with manual acupuncture was explained, as well as the sequence of the Qi Gong exercises, followed by the signing of the informed consent form and the taking of the clinical history based on the "Clinical Record" Official Standard 004. At the beginning of each session, vital signs were taken and the following evaluation scales were applied: The Perceived Stress Scale (PS) and Fibromyalgia Impact Questionnaire (FIQ).

Once the patients were positioned in the decubitus supine position on the stretcher, asepsis was performed at the puncture sites, proceeding with the application of acupuncture needles brand "Natural" measuring 1.5 cun (0.25 x 40 mm), made of surgical grade stainless steel, with simple spiral handle with heads, sterilised and with arrowhead; in the points: PC6 Neiguan (tonification) with 45° oblique insertion (in favour of the canal) bilaterally, VB34 Yanglingquan (tonification) with oblique insertion of 80° (in favour of the canal) bilaterally, and H2 Xingjian (dispersion) with oblique insertion of 45° (against the canal) bilaterally; making centripetal rotation stimulation for tonification and centrifugal rotation for dispersion every 5 minutes and for 20 minutes, and then remove the needles and dispose of them in an RPBI container for sharps waste, in accordance with Mexican Official Standard NOM-087-ECOL-SSA1-2002.

After the acupuncture session, each patient returned to perform the Qi Gong exercises, the Ba Duan Jin technique, which consists of 8 exercises for 30 minutes. See table 1.

Table 1. Ba Duan Jin. The eight silk brocades.





Ten sessions were successfully completed, with integrative treatment being applied twice a week, the following studies were carried out (haematic biometry, 6-element blood chemistry, general urine test) at the beginning, in the middle and at the end of the treatment, while for C-reactive protein (C-reactive protein), on the 1st and 5th session.

Data collection was based on the clinical records of each of the patients, which were tabulated and graphed using Microsoft Excel 2013, in order to establish descriptive and comparative statistics, where the different variables were taken into account, the number of sessions, type of scale (EEP and FIQ), scores of the tests derived from each evaluation, markers obtained in the cabinet examinations;

with the aim of evaluating the effect of the implemented therapeutic according to the results obtained.

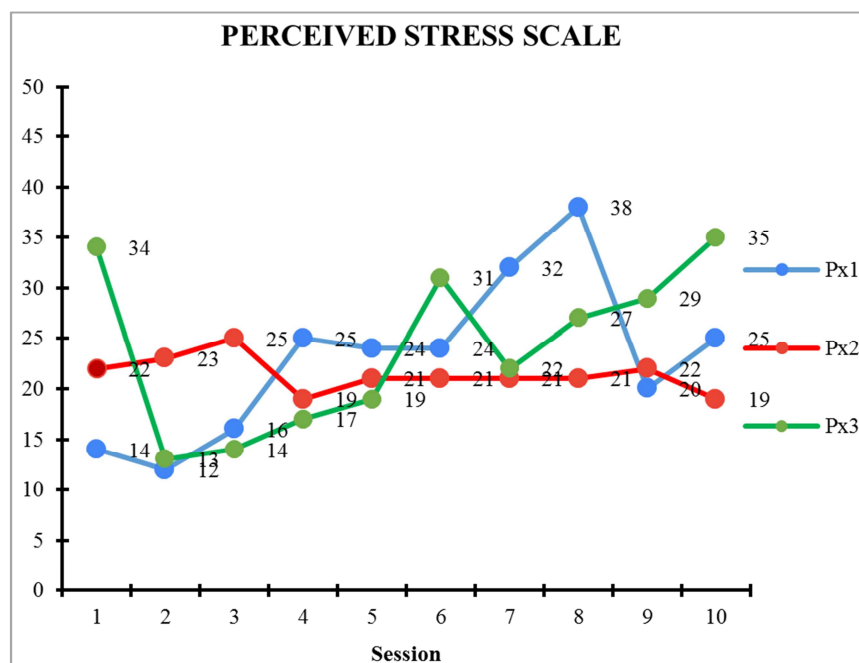
4. Results and Analysis

Of the three patients studied, who satisfactorily completed the treatment sessions, the results of the stress assessment using the Perceived Stress Scale are shown in figure 1, where it can be seen that at the beginning of the treatment there was a decrease in stress, which remained at constant levels, with a peak increase in consultation 6 for patient 3 and in consultation 8 for patient 1, with the figures decreasing in the subsequent consultations more quickly.

Table 2. Table of comparative results of the Perceived Stress Scale.

PERCEIVED STRESS SCALE										
Session	1	2	3	4	5	6	7	8	9	10
Px1	14	12	16	25	24	24	32	38	20	25
Px2	22	23	25	19	21	21	21	21	22	19
Px3	34	13	14	17	19	31	22	27	29	35

Source: Clinical Case File 2022



Source: Clinical Case File 2022

Figure 1. Results of Perceived Stress Scales.

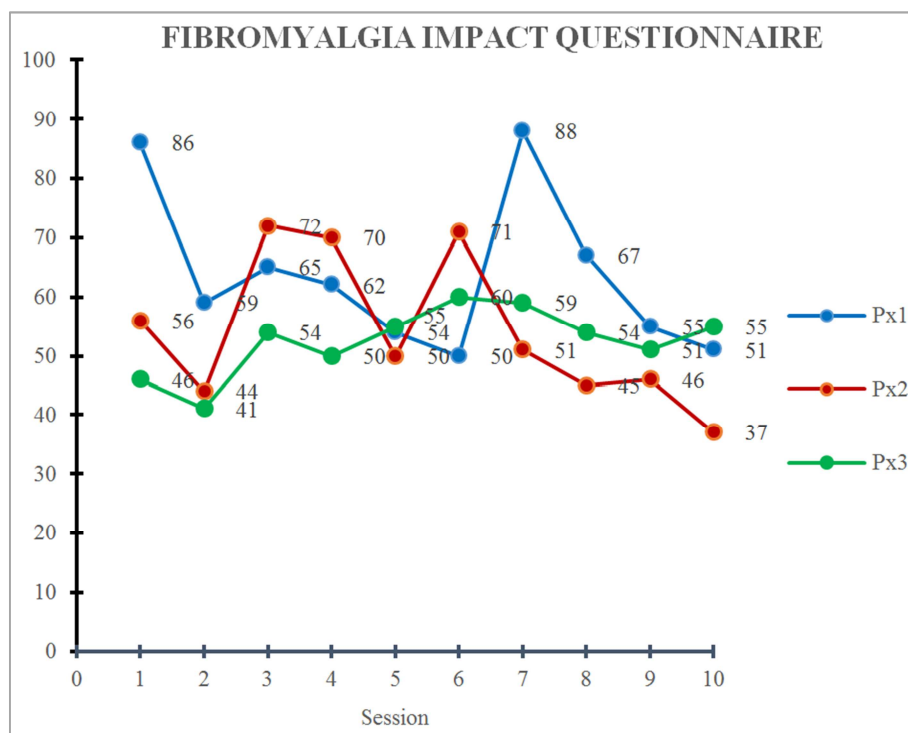
The figure 2 of the assessment of the Fibromyalgia Impact Questionnaire (FIQ) shows the different scores obtained from consultation 1 to consultation 10 for 3 patients, showing a

significant reduction of items for Px1 and Px2, with a considerable increase in quality of life.

Table 3. *Fibromyalgia Impact Questionnaire (FIQ) comparative results table.*

Fibromyalgia Impact Questionnaire										
Sesión	1	2	3	4	5	6	7	8	9	10
Px1	86	59	65	62	54	50	88	67	55	51
Px2	56	44	72	70	50	71	51	45	46	37
Px3	46	41	54	50	55	60	59	54	51	55

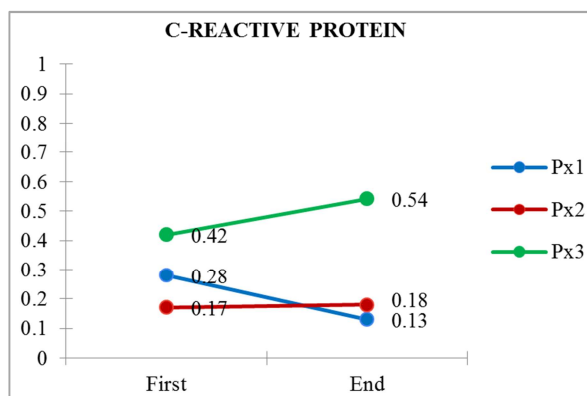
Source: Clinical Case File 2022



Source: Clinical Case File 2022

Figure 2. *Fibromyalgia Impact Questionnaire (FIQ) results.*

In figure 3, the results of C-reactive protein in the 3 patients show a decrease only in the first patient; in Px2 and Px3 there was a minimal increase in the levels measured.



Source: Clinical Case File 2022

Figure 3. *C-reactive protein results.*

Table 4. *Table of comparative C-reactive protein results.*

C-REACTIVE PROTEIN		
	First	End
Px1	0.28	0.13
Px2	0.17	0.18
Px3	0.42	0.54

Source: Clinical Case File 2022

5. Conclusions

Because fibromyalgia is a multifactorial pathology with very generalised symptomatology, which has a great impact on all areas of life of the people who suffer from it, it is of utmost importance to add complementary and effective treatments from the beginning, because the quality of life is affected in patients as well as the disproportionate expenditure that this generates in medical care, therefore acupuncture and Qi gong practice can be an alternative in the

treatment or to be used as combined therapies with other treatments [24, 48, 53].

The treatment was applied based on the general clinical picture of the pathology; however, it is important to note that within Traditional Chinese Medicine each treatment is specific to the needs of each patient. This is why a better result is obtained when this point is considered, in addition, beneficial results were observed for each participant, although they differed from the measurements expressed in each of the variables in the evaluations and scales applied [29-30, 39, 54].

The acupoints used during the study: PC6 Neiguan, H2 Xingjian, VB 34 Yanglingquan, are mainly anti-inflammatory, antispasmodic and myorelaxant, whose effects will be best observed in the long term; electrotherapy is suggested, because several studies, such as the one conducted by Hsiao, I.-H., & Lin, demonstrate that the application of electrotherapy is effective in the short term for the reduction of pain in fibromyalgia, generating mechanical and thermal hyperalgesia [1, 4, 56].

The application of this treatment protocol, which includes Qi Gong as a complementary therapy, was highly beneficial for fibromyalgia patients, generating results in joint mobility and improvement in quality of life, which is observed in the FIQ survey for patients 1 and 2 who optimised their functionality, social life and symptomatological relationship; This is also confirmed in a study carried out by Abel Mejías Gil, where the results show that the practice of Qi gong were favourable for the participants [32, 51].

C-reactive protein results assessed at the first and fifth treatment sessions show that while patients were undergoing therapeutic intervention, generalised inflammation tended to remain within similar ranges, however, taking into account the context of interpersonal development in patients daily lives as primary caregivers of the sick, the increased demands of work, as well as the emotional factors secondary to social coexistence, leads to a metabolic imbalance which in turn leads to results above the initial levels.

In the perceived stress scale, a significant decrease in stress levels can be observed in patient 1 during the study, although they were under external exacerbating factors such as family stress, work stress and personal stress during the study period. There is also a close relationship between symptomatology and emotional processes, as it is shown by the study "Negative Thoughts and Stress associated with Serotonin Receptor 5HT1a in Women with Fibromyalgia" proving that negative thoughts and stress are highly correlated variants in fibromyalgia patients that generate a greater impact on symptomatology [45].

The production of stress activates the secretion and increase of glucocorticoids, in quantity and frequency, returning to normal parameters after the stressor disappears or the organism adapts to it.

On the other hand, if the person does not adapt, the balance is not restored, altering the regulation capacity of the Hypothalamus-Pituitary-Adrenal axis and entering a pathological cycle of cortisol production and exhaustion,

resulting in chronic stress. Martínez-Lavín proposes the theory that fibromyalgia presents an alteration of the adrenergic system having a hyperactivity that causes abnormal connections of the sympathetic nervous system in relation to nociceptive fibres [3, 49].

In addition to the results of the laboratory studies carried out on the patients at the beginning and end of the treatment, a clinical significance can be observed in terms of the decrease in triglycerides in px1, starting at 164mg/dL and concluding the 5th session with 100mg/dL. At px2, there is a decrease in glucose, stabilising at 80mg/dL, cholesterol levels decreased from 138mg/dL to 118mg/dL and triglycerides from 183mg/dL to 133mg/dL at her second sample collection.

In px3 leukocyte levels decreased from $6.89 \cdot 10^3/\text{mm}^3$ to $5.0 \cdot 10^3/\text{mm}^3$ and glucose levels stabilised at 86mg/dL. with an increase in cholesterol from 269mg/dL to 283mg/dL and in triglycerides from 219mg/dL to 230mg/dL.

6. Limitations

During the implementation of the study, there were limitations in terms of time and resources, so it was not possible to apply a greater number of sessions or for them to be continuous for a longer period, as well as to include more patients in the sample.

7. Recommendations

According to the results obtained in this research, the following suggestions are made: to carry out comparative studies with other acupuncture points, increase the number of sessions to be treated, as well as the duration of the treatment and perform the Qi Gong exercises daily. The results obtained support the application of the treatments, giving greater openness to deepen the different techniques used and increase the sample size. To continue to carry out research studies on these therapies, both acupuncture and Qi Gong, in an integrative and comparative way in patients with fibromyalgia.

To compare the Ba Duan Jin series of Qi Gong exercises with other Qi Gong exercise series and to establish whether they have the same effect, the same efficacy or which one is more suitable for fibromyalgia patients.

Conflicts of Interest

The authors declare no conflicts of interest.

References

- [1] Abuye, N. O., & Sánchez-Pérez, I. (2021). Effectiveness of acupuncture and auriculotherapy to reduce the level of depression, anxiety and stress in emergency health personnel during the COVID-19 pandemic. *International Journal of Acupuncture*, 15 (2), 43-50. <https://doi.org/10.1016/j.acu.2021.04.001>

- [2] Alcántara Montero, A., & Sánchez Carnerero, C. I. (2016). Review of Qigong as an alternative therapy in the treatment of fibromyalgia. *Magazine of the Spanish society of Pain*. <https://doi.org/10.20986/resed.2016.3480/2016>
- [3] American College of Rheumatology. (s. f.). <https://www.rheumatology.org/>
- [4] Bouratinos, I., & Jarmey, C. (2016). *Practical Guide to acupuncture points (1. To Ed.)*. Editorial paidotribu México s DE rl DE CV.
- [5] Carrasco-Vega, E., Ruiz-Muñoz, M., Cuesta-Vargas, A., Romero-Galisteo, R. P., & González-Sánchez, M. (2022). Individuals with fibromyalgia have a different gait pattern and a reduced walk functional capacity: a systematic review with meta-analysis. *PeerJ*, 10, 2908. <https://doi.org/10.7717/peerj.12908>
- [6] Chen, X., Cui, J., Li, R., Norton, R., Park, J., Kong, J., & Yeung, A. (2019b). Dao Yin (a.k.a. Qigong): Origin, Development, Potential Mechanisms, and Clinical Applications. *Evidence-Based Complementary and Alternative Medicine*, 2019, 1-11. <https://doi.org/10.1155/2019/3705120>
- [7] CIE-11 for mortality and morbidity statistics. (s. f.). <https://icd.who.int/browse11/l-m/es>
- [8] International Classification of Diseases for mortality and morbidity statistics. (2019, November). ICD-11 Reference Guide. Retrieved 10 November 2022, [https://icd.who.int/es/docs/Guia%20de%20Referencia%20\(ver%2014%20nov%202019\).pdf](https://icd.who.int/es/docs/Guia%20de%20Referencia%20(ver%2014%20nov%202019).pdf)
- [9] Contreras Velos, M. F., Kemnis Arévalo, J., Larroulet Izarnótegui, T., & Rivas Villalobo, A. (2022). Fibromyalgia syndrome and quality of life: How does this pathology determine the patient's comprehensive well-being? *CONFLUENCE MAGAZINE*, 5 (1). <https://revistas.udd.cl/index.php/confluencia/article/view/750/633>
- [10] De la Cruz-Aguilera, D. L., Mendieta-Cabrera, D., Rodríguez-Pérez, C. E., Martínez-Flores, F., Hernández-Gutiérrez, M. E., Becerril-Villanueva, E., Pérez-Sánchez, G., Pavón-Romero, L., & Aguirre-Cruz, L. (2022). Serum anti-neural immunoreactivity in patients with fibromyalgia. Preliminary study. *Gazette of México*, 158 (2). <https://doi.org/10.24875/gmm.21000638>
- [11] Health, S. (s. f.-c). *Fibromyalgia*. gob.mx. <https://www.gob.mx/salud/es/articulos/fibromialgia?idiom=es>
- [12] Del Castillo, L. A. E. (2019b). *Physical activity and fibromyalgia, Case study*. *Scientific Movement*, 12 (2), 55-62. <https://doi.org/10.33881/2011-7191.mct.12207>
- [13] Di Carlo, M., Beci, G., & Salaffi, F. (2020). Acupuncture for Fibromyalgia: An Open-Label Pragmatic Study on Effects on Disease Severity, Neuropathic Pain Features, and Pain Catastrophizing. *Evidence-based Complementary and Alternative Medicine*, 2020, 1-8. <https://doi.org/10.1155/2020/9869250>
- [14] El-Rabbat M., S., Mahmoud, N. K., & Gheita, T. A. (2018). Clinical significance of fibromyalgia syndrome in different rheumatic diseases: Relation to disease activity and quality of life. *Reumatología Clínica*, 14 (5), 285-289. <https://doi.org/10.1016/j.reuma.2017.02.008>
- [15] Fernández-Ávila, D. G., Riaño, D. N. R., Ronderos, D. M., & Gutiérrez, J. A. T. (2020). Concepts and perceptions about the diagnosis and treatment of fibromyalgia in a group of Colombian rheumatologists. *Colombian Journal of Rheumatology (English Edition)*. <https://doi.org/10.1016/j.rcruee.2020.05.003>
- [16] Fibromyalgia syndrome: under-, over- and misdiagnosis. (2019, 29 January). *Clin Exp Rheumatol*. <https://www.clinexprheumatol.org/abstract.asp?a=13789>
- [17] Fibromyalgia position paper. (2021, April 15). *Clin Exp Rheumatol*. <https://www.clinexprheumatol.org/abstract.asp?a=17133>
- [18] Giorgi, V., Sirotti, S., Romano, M. E., Marotto, D., Ablin, J. N., Salaffi, F., & Sarzi-Puttini, P. (2022). Fibromyalgia: one year in review 2022. *Clinical and Experimental Rheumatology*. <https://doi.org/10.55563/clinexprheumatol/1f9gk2>
- [19] *Clinical guide to Fibromyalgia syndrome - Fisterra*. (2023). <https://www.fisterra.com/guias-clinicas/fibromialgia/>
- [20] Guzmán Silahua, S., Muñoz Gaytán, D. E., Mendoza Vázquez, G., Orozco Barocio, G., Rodríguez Ruiz, J. A., García de la Torre, I., Orozco López, G., & Hernán Nava Zavala, A. (2018). Fibromyalgia. *Medigraphic*, 13 (2), 62-67. <https://www.medigraphic.com/pdfs/residente/rr-2018/rr182d.pdf>
- [21] Hajkhan, A. M., Heras, C. B., Rubio, E. R., & Gómez, A. P. (2021). Fibromyalgia syndrome and chronic asthenia. *Medicine – Accredited Continuing Medical Training Program*, 13 (32), 1837-1846. <https://doi.org/10.1016/j.med.2021.04.013>
- [22] Häuser, W., Sarzi-Puttini, P., & Fitzcharles, M. (2018). Fibromyalgia syndrome: under-, over- and misdiagnosis. *Clinical and Experimental Rheumatology*, 37 Suppl 116 (1), 90-97.
- [23] ICD-11 Coding Tool. *Mortality and morbidity statistics (EMM)*. (s. f.-b). https://icd.who.int/ct11/icd11_mms/es/release
- [24] Incaugarat, M. F. (2021). Development and perspectives of traditional Chinese medicine: reflections at local and global levels. *Asian and African Studies*, 57 (1), 33-60. <https://doi.org/10.24201/ea.v57i1.2662>
- [25] IMSS. (2018). *Treatment of fibromyalgia. Master catalogue of clinical practice guidelines: GPC-IMSS-075-18*. Retrieved November 10, 2022, <https://www.imss.gob.mx/sites/all/statics/guiasclinicas/075GER.pdf>
- [26] Jiao, J., Russell, I. J., Wang, W., Wang, J., Yayun, Z., & Jiang, Q. (2019). Ba-Duan-Jin alleviates pain and fibromyalgia-related symptoms in patients with fibromyalgia: results of a randomised controlled trial. *Clinical and Experimental Rheumatology*, 37 (6), 953-962.
- [27] Latorre Robles, M. (s. f.). *THE EIGHT JEWELS OF CHI KUNG: "FROM MOVEMENT TO SILENCE"*. Retrieved November 23, 2022, <https://www.parquemanantiales.org/wp-content/uploads/Las-Ocho-Joyas-del-Chi-Kung.pdf>
- [28] López Chicharro, J., & Fernández Vaquero, A. (2008). *Exercise Physiology* (3a ed.). PANAMERICAN.
- [29] Maciocia, G. (2011). *The practice of Chinese Medicine*. Elsevier España.

- [30] Maciocia, G. (2015). *The Fundamentals of Chinese Medicine*. Gaia Editions.
- [31] Marín, B. (2010). *Chi Kung a path to the inner universe*. <http://dateobueno.com/wp-content/uploads/2014/05/Chi-Kung-un-camino-hacia-el-universo-interior.pdf>
- [32] Mejías Gil, A. (2013). Qigong effectiveness vs. physiotherapy to improve the quality of life of patients with fibromyalgia [Doctoral Thesis]. *Universidad de Extremadura*. <https://dialnet.unirioja.es/servlet/tesis?codigo=39773>
- [33] Mena, M. E. C., Mena, P. R. Á., Reina, M. J. A., Jumbo, E. P. C., & Andrade, J. C. (2019). Fibromyalgia. Advances in its treatment. *Cuban Journal of Rheumatology: RCuR*, 21 (2), 93. <http://scielo.sld.cu/pdf/rcur/v21n2/1817-5996-rcur-21-02-e93.pdf>
- [34] Moix Queralto, J. (2006). Analysis of psychological factors modulating benign chronic pain. *Journal of Psychotherapy*, 17 (65), 57-82. <https://doi.org/10.33898/rdp.v17i65.899>
- [35] Muñoz-Ortego, J., Vas, J., Aquino, B. N., Carrillo, B., Samartín, A., Verástegui, C., & Cobos, R. (2018). Summary of scientific evidence for acupuncture. *International Journal of Acupuncture*. <https://www.sciencedirect.com/science/article/abs/pii/S1887836918300711?via%3Dihub>
- [36] One year in review 2020: Fibromyalgia. (2020b, February 14). *Clin Exp Rheumatol*. <https://www.clinexprheumatol.org/abstract.asp?a=15345>
- [37] Ortiz, A. D., Álvarez, I. A. P., & De Lourdes González Maldonado, R. (2018). Theoretical, methodological and practical considerations about stress. *Medical Humanities*, 18 (3), 697-717. <http://scielo.sld.cu/pdf/hmc/v18n3/1727-8120-hmc-18-03-697.pdf>
- [38] Perdomo Delgado, J., & González Pla, E. A. (2022). Historical notes on acupuncture and its related techniques. *Center Medical Record*, 16 (1). http://scielo.sld.cu/scielo.php?script=sci_arttext&pid=S2709-79272022000100197
- [39] Ping, L. (2013). *The great book of Chinese Medicine (2nd)*. Barcelona.
- [40] DRAFT Mexican Official Standard PROY-NOM-017-SSA3-2018, Regulation of health services. For the practice of human acupuncture, related methods and techniques. (2018, November 23). *Official Journal of the Federation*. Retrieve. https://www.dof.gob.mx/nota_detalle.php?codigo=5544619&fecha=23/11/2018#gsc.tab=0
- [41] Quiroz González, S., López Espinoza, E., Olivera Toro, A., Ramírez Gómez, J., Cabrera Rodríguez, J., Jiménez Osorio, E., Jiménez Estrada, I., & Fossion, R. (2018). A model of biocircuits to understand the effects and mechanisms of neurophysiological acupuncture. *International Journal of Acupuncture*, 12 (3), 81-90. <https://doi.org/10.1016/j.acu.2018.10.002>
- [42] Rodríguez, G. D. F. (2020). Fibromyalgia pathophysiology. *Clinical Rheumatology*. <https://www.reumatologiaclinica.org/es-fisiopatologia-fibromialgia-articulo-S1699258X20300279>
- [43] Roth Damas, P., Folch Marín, B., Fernández Sánchez, M., & Palop Larrea, V. (2021). Fibromyalgia syndrome and fear. *Primary Care*, 53 (9), 102137. <https://doi.org/10.1016/j.aprim.2021.102137>
- [44] Ruiz-Párraga, G. T., Serrano Ibáñez, E. R., Ramírez Maestre, C., & Rosa Esteve, R. E. (2022). PSYCHOLOGICAL INTERVENTION FOR POST-TRAUMATIC STRESS DISORDER COMORBID TO CHRONIC MUSCULOSKELETAL AND PRIMARY PAIN: A SYSTEMATIC REVIEW. *Mexican Journal of Psychology*, 37 (2), 77-91. <https://www.researchgate.net/publication/344442656>
- [45] Sandoval Valerio, A. K., Pérez Vielma, N. M., Miliar García, N., Gómez López, M., García García, C., & Aguilera Sosa, V. R. (2020). Negative Thoughts and Stress Associated with the Serotonin 5HT1a Receptor in Women with Fibromyalgia. *Psychological Research Act* 10 (3), 93-101. <https://doi.org/10.22201/fpsi.20074719e.2020.3.361>
- [46] Sarmento, C. V., Moon, S., Pfeifer, T., Smirnova, I. V., Colgrove, Y., Lai, S. M., & Liu, W. (2020). The therapeutic efficacy of Qigong exercise on the main symptoms of fibromyalgia: a pilot randomized clinical trial. *Integrative Medicine Research*, 9 (4), 100416. <https://doi.org/10.1016/j.imr.2020.100416>
- [47] Siracusa, R., Paola, R. D., Cuzzocrea, S., & Impellizzeri, D. (2021). Fibromyalgia: Pathogenesis, Mechanisms, Diagnosis and Treatment Options Update. *International Journal of Molecular Sciences*, 22 (8), 3891. <https://doi.org/10.3390/ijms22083891>
- [48] Tácuna-Calderón, A., Moncada-Mapelli, E., Lens-Sardón, L., Huaccho-Rojas, J., Gamarra-Castillo, F., & Salazar-Granara, A. (2020). World Health Organization Strategies in Traditional Medicine and Recognition of Traditional Medicine Systems. *Magazine of the HNAAA medical staff*. <https://doi.org/10.35434/rcmhnaaa.2020.131.633>
- [49] Truyols Taberner, M., Pérez Pareja, J., Medinas Amorós, M., Palmer Pol, A., & Sesé Abad, A. (2008). Psychological aspects relevant to chronic pain research and treatment. *Clinic and Health*, 19 (3). https://scielo.isciii.es/scielo.php?script=sci_arttext&pid=S1130-52742008000300003
- [50] Valera-Calero, J. A., Fernández-de-las-Peñas, C., Navarro-Santana, M. J., & Plaza-Manzano, G. (2022). Efficacy of Dry Needling and Acupuncture in Patients with Fibromyalgia: A Systematic Review and Meta-Analysis. *International Journal of Environmental Research and Public Health*, 19 (16), 9904. <https://doi.org/10.3390/ijerph19169904>
- [51] Van Dam, K. (2020). Individual Stress Prevention through Qigong. *International Journal of Environmental Research and Public Health*, 17 (19), 7342. <https://doi.org/10.3390/ijerph17197342>
- [52] Velasco, M. (2019). MUSCULOSKELETAL PAIN: FIBROMYALGIA AND MYOFACIAL PAIN SYNDROME. *Las Condes Clinic Medical Magazine*, 30 (6), 414-427. <https://doi.org/10.1016/j.rmcl.2019.10.002>
- [53] Wu., Li. (2018). *Practical manual of Traditional Chinese Medicine for every day: Nourishing and healing teas, simple Tai-Chi and Qi-Gong exercises, acupressure, meditation and much more*. (1.^a ed.). SIRIO.
- [54] Zhang Jun, & Zheng Jing. (2014). *Fundamentals of Acupuncture and Moxibustion from China* (1a ed.). Editorial of the Latin American Institute of Oriental Medicine.

- [55] Zou, L., Yeung, A., Quan, X., Boyden, S., & Wang, H. (2018). A Systematic Review and Meta-Analysis of Mindfulness-Based (Baduanjin) Exercise for Alleviating Musculoskeletal Pain and Improving Sleep Quality in People with Chronic Diseases. *International Journal of Environmental Research and Public Health*, 15 (2), 206. <https://doi.org/10.3390/ijerph15020206>
- [56] Hsiao, I.-H., & Lin, Y.-W. (2022). Electroacupuncture reduces fibromyalgia pain by attenuating the HMGB1, S100B, and TRPV1 signalling pathways in the mouse brain. *Evidence-Based Complementary and Alternative Medicine: ECAM*, 2022, 2242074. <https://doi.org/10.1155/2022/2242074>